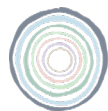


INSIDER'S GUIDE TO DECORATING WITH COLOR



CENTERED BY DESIGN

CENTERED BY DESIGN

TOP 9 DARK PAINT COLORS



WROUGHT IRON

by Benjamin Moore
2124-10



FRENCH BERET

by Benjamin Moore
1610



OVERCOAT

by Benjamin Moore
CC-544



KENDALL CHARCOAL

by Benjamin Moore
HC-166



METROPOLITAN

by Benjamin Moore
AF-690



WORSTED

by Farrow & Ball
No. 284



DOWN PIPE

by Farrow & Ball
No. 26



OFF BLACK

by Farrow & Ball
No. 57



MAHOGANY

by Farrow & Ball
No. 36



CENTERED BY DESIGN

TOP 9 WHITE PAINT COLORS



CHANTILLY LACE

by Benjamin Moore
OC-65




SIMPLY WHITE

by Benjamin Moore
OC-117




MOUNTAIN PEAK WHITE

by Benjamin Moore
OC-121



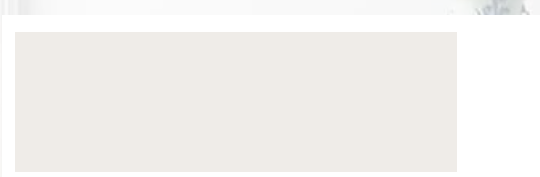
WHITE DOVE

by Benjamin Moore
OC-17



INTENSE WHITE

by Benjamin Moore
OC-51



WEVET

by Farrow & Ball
No. 273




AMMONITE

by Farrow & Ball
No. 274



CORNFORTH WHITE

by Farrow & Ball
No. 228




SKIMMING STONE

by Farrow & Ball
No. 241



CENTERED BY DESIGN

TOP 9 COLORS FOR KIDS' ROOMS



GRAY OWL

by Benjamin Moore
OC-52




SKY LIGHT

by Farrow & Ball
No. 205




PARMA GRAY

by Farrow & Ball
No. 27




CALLUNA

by Farrow & Ball
No. 270




PINK BLISS

by Benjamin Moore
2093-70



QUEEN ANNE PINK

by Benjamin Moore
HC-60



VERT DE TERRE

by Farrow & Ball
No. 234



PALLADIAN BLUE

by Benjamin Moore
HC-144



CLOUD WHITE

by Benjamin Moore
OC-130



CENTERED BY DESIGN

TOP 9 COLORS FOR MASTER BEDROOMS

LIGHT BLUE

by Farrow & Ball
No. 22



CARD ROOM GREEN

by Farrow & Ball
No. 79




AMMONITE

by Farrow & Ball
No. 274



MOUNTAIN PEAK WHITE

by Benjamin Moore
OC-121



COLLINGWOOD

by Benjamin Moore
OC-28




SILVER FOX

by Benjamin Moore
2108-50



GRAY CLOUD

by Benjamin Moore
2126-60



KENDALL CHARCOAL

by Benjamin Moore
HC-166



BLACK PEPPER

by Benjamin Moore
2130-40



CENTERED BY DESIGN

TOP 9 COLORS FOR BOLD DECORATING

HUNTER GREEN

by Benjamin Moore
2041-10



GENTLEMAN'S GRAY

by Benjamin Moore
2062-20



BRUSH BLUE

by Benjamin Moore
CW-675



AMETRINE

by BM Century
R5



GREEN SMOKE

by Farrow & Ball
No. 47



HAGUE BLUE

by Farrow & Ball
No. 30



OVAL ROOM BLUE

by Farrow & Ball
No. 85



YORK HARBOR YELLOW

by Benjamin Moore
2154-40



SMOKED OYSTER

by Benjamin Moore
2109-40














CENTERED BY DESIGN

CENTERED BY DESIGN

COLOR THEORY & EMOTIONS GUIDE

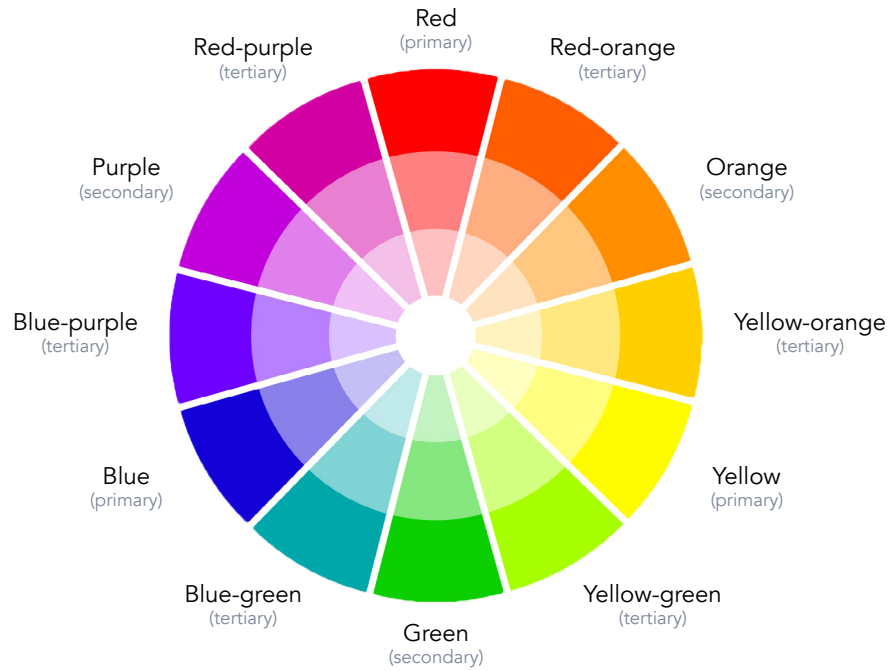
 <p>RED</p>	<p>Intoxication, Power, Sensuality, and, Valor. Earth's oldest pigment.</p>
 <p>ORANGE</p>	<p>Sweetness, Transformation, Warmth, Energy, and Sophistication.</p>
 <p>YELLOW</p>	<p>The Sun, Eternity, Intensity, Optimism, Radiance, and Lightheartedness.</p>
 <p>GREEN</p>	<p>Growth, Fertility, Tranquility, Coolness, Vitality, and Harmony.</p>
 <p>BLUE</p>	<p>The Sky, the Ocean, Imagination, Masculinity, Silence, and Truth.</p>
 <p>VIOLET</p>	<p>Luxury, Femininity, Wealth, Respect, Mystery, Wisdom, and Spirituality.</p>
 <p>BROWN</p>	<p>Stability, Friendship, Warmth, Comfort, and Remembrance.</p>
 <p>BLACK</p>	<p>Elegance, Simplicity, and Entrancement.</p>
 <p>WHITE & METALLICS</p>	<p>Innocence, Spirituality, Elegance, Purity, and Opulence.</p>



CENTERED BY DESIGN

CENTERED BY DESIGN

COLOR THEORY & EMOTIONS GUIDE



WARM COLORS Colors that give you a cozy, soft feeling.



COOL COLORS Colors that give you a calm, soothing feeling.





CENTERED BY DESIGN

CENTERED BY DESIGN

COLOR THEORY & EMOTIONS GUIDE

ANALOGOUS

Colors that are next to each other on the color wheel.




COMPLEMENTARY

Colors that are opposite each other on the color wheel.



TRIADIC

Three colors spaced equally apart on the color wheel.



SPLIT COMPLEMENTARY

A color and the two colors next to its complement on the color wheel.



CENTERED BY DESIGN

SHEEN CHART

FLAT

Primarily used for ceilings,
not easily washable.

MATTE

Our finish of choice, wipe-able
matte is our favorite for all walls.

EGGSHELL

Slightly more sheen and
protection, great for high traffic
areas and bathrooms.

SATIN

Excellent for doors and trim
when you want a matte look but
more protection.

SEMI-GLOSS

Our finish of choice for
doors and trim.

HIGH-GLOSS

Excellent for painted furniture,
rooms with wall paneling. Amazing
on smooth, blemish-free ceilings.



CENTERED BY DESIGN

www.centeredbydesign.com