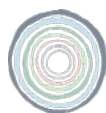


# KITCHEN DESIGN STYLE GUIDE



CENTERED BY DESIGN

# TABLE OF CONTENTS

- **Kitchen Inspiration Sources:** Start Dreaming & Designing
- **Styles of Kitchen Design:** What's Your Style?

---

- **10 Ways to Layout Subway Tile:** So Much to Choose From

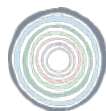
---

- **7 Favorite Countertop Edge Profiles:** Details that Matter

---

- **18 Favorite Light and Dark Cabinet Colors:** Tried and True Colors

---

# KITCHEN INSPIRATION SOURCES

*The following are my favorite design accounts/ brands to look at for inspiration!*



**Corey Damen Jenkins**  
@coreydamenjenkins  
coreydamenjenkins.com



**Humphrey Munson**  
@humphreymunson  
humphreymunson.co.uk



**KitchenLab Interiors**  
@kitchenlabinteriors  
kitchenlabinteriors.com



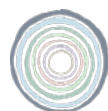
**Jean Stoffer**  
@jeanstofferdesign  
jeanstofferdesign.com



**Kate Marker Interiors**  
@katemarkinteriors  
katemarkinteriors.com



**Waterworks**  
@wtrwrks  
waterworks.com/us\_en/



CENTERED BY DESIGN

# STYLES OF KITCHEN DESIGN

*What's your style? No need to pick just one! The best kitchen designs often result from combining unexpected elements from different design genres.*



**Traditional**  
@centeredbydesign



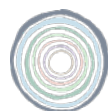
**Modern**  
@centeredbydesign



**French Country**  
@centeredbydesign



**All Wood / Rustic**  
@centeredbydesign



CENTERED BY DESIGN

# STYLES OF KITCHEN DESIGN

*What's your style? No need to pick just one! The best kitchen designs often result from combining unexpected elements from different design genres.*



**Bohemian/Eclectic**  
@annaburkeinteriors



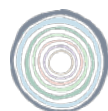
**Transitional**  
@katemarkinteriors



**Scandinavian**  
@pinterest (source unattributed)

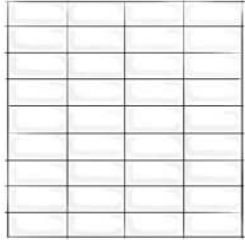


**European Modern**  
@formandfield



CENTERED BY DESIGN

# OUR 10 FAVORITE SUBWAY TILE LAYOUTS




1

STACK BOND



by. Ann Sacks




2

VERTICAL STACK BOND



by. Fireclay Tile



3

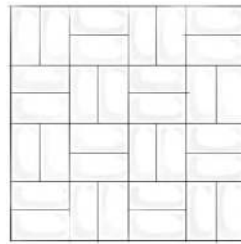
RUNNING BOND



by. Ann Sacks

## Designer Tip:

For more modern spaces, try Stack Bond and Vertical Stack Bond patterns.




4

CROSSHATCH



by. Claybrook



5

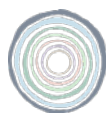
4X4 SQUARE TILE



by. Entrance

## Designer Tip:

For a more vintage aesthetic, try 4 x 4 Square and Offset patterns.




CENTERED BY DESIGN

# OUR 10 FAVORITE SUBWAY TILE LAYOUTS

**Designer Tip:**

Shower niches are a great place for contrasting mosaic tiles.



6

OFFSET



by. Centered by Design



7


DIAGONAL OFFSET



by. Home Designing

**Designer Tip:**

Don't forget to choose your grout color! Decide if you want grout to match or contrast with your tile selection.




8

TRADITIONAL HERRINGBONE



by. Erin Hanrahan




9

DIAGONAL HERRINGBONE



by. Centered by Design

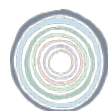


10

STRAIGHT HERRINGBONE



by. Bedrosians Tile & Stone



CENTERED BY DESIGN

# OUR 7 FAVORITE COUNTERTOP EDGE PROFILES



1

SQUARE



by. Centered by Design



2

EASED EDGE SQUARE



by. Centered by Design

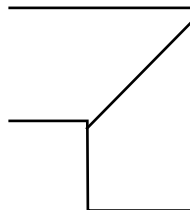
## Designer Tips:

Countertops are typically priced by a stone fabricator. This is the person who installs the stone in your home. You visit stone yards to choose your slab and they can connect you with a stone fabricator.

Fabricators will visit your site and laser measure for accuracy of the installation. Make sure you have chosen or installed a sink prior to measure.

Make sure to think about your backsplash and edge profile when considering your kitchen design.

Styles 1-4 are great in more modern kitchens and style 5-7 work well in more traditional settings.

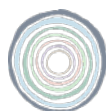


3

MITER WITH APRON



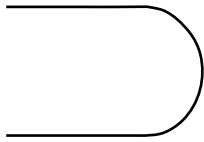
by. Centered by Design



CENTERED BY DESIGN



# OUR 7 FAVORITE COUNTERTOP EDGE PROFILES

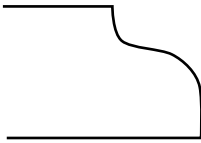


4

**BULLNOSE**



*by. Cambria*

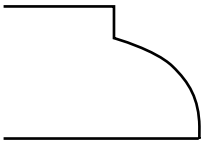


6

**OGEE**



*by. Centered by Design*

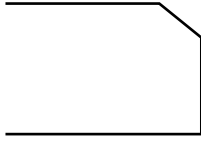


5

**OGEE WITH DUPONT**



*by. Centered by Design*

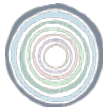


7

**BEVEL**




*by. Cambria*



CENTERED BY DESIGN

# OUR TOP 9 WHITE PAINT COLORS



---

## CHANTILLY LACE

by Benjamin Moore  
OC-65



---

## SIMPLY WHITE

by Benjamin Moore  
OC-117



---

## MOUNTAIN PEAK WHITE

by Benjamin Moore  
OC-121



---

## WHITE DOVE


by Benjamin Moore  
OC-17



---

## INTENSE WHITE


by Benjamin Moore  
OC-51



---

## WEVET

by Farrow & Ball  
No. 273



---

## AMMONITE

by Farrow & Ball  
No. 274



---

## CORNFORTH WHITE

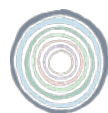
by Farrow & Ball  
No. 228



---

## SKIMMING STONE

by Farrow & Ball  
No. 241



CENTERED BY DESIGN

# OUR TOP 9 DARK PAINT COLORS



---

## WROUGHT IRON

by Benjamin Moore  
2124-10



---

## FRENCH BERET

by Benjamin Moore  
1610



---

## OVERCOAT

by Benjamin Moore  
CC-544



---

## KENDALL CHARCOAL

by Benjamin Moore  
HC-166



---

## METROPOLITAN

by Benjamin Moore  
AF-690



---

## WORSTED

by Farrow & Ball  
No. 284



---

## DOWN PIPE

by Farrow & Ball  
No. 26



---

## OFF BLACK

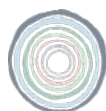
by Farrow & Ball  
No. 57



---

## MAHOGANY

by Farrow & Ball  
No. 36



CENTERED BY DESIGN

For more information about our services, and to purchase our range of PDF's for sale, please visit: [www.centeredbydesign.com](http://www.centeredbydesign.com)

### **Additional Resources:**

- **Centered by Design Online Shop**

<https://centeredbydesign.com/shop/homeowners/>

- **National Kitchen & Bath Association**

<https://nkba.org/>

- **National Association of the Remodeling Industry**

<https://www.nari.org/>

- **Unique Kitchens and Baths**

<https://www.uniquekitchensandbaths.net/>

- **Stoffer Home Cabinetry**

<https://stofferhome.com/pages/cabinetry>

- **Circa Lighting**

<https://www.circalighting.com/>

- **Top Knobs**

<https://www.topknobs.com/>

- **Rejuvenation**

<https://www.rejuvenation.com/>

- **Waterworks**

[https://www.waterworks.com/us\\_en/](https://www.waterworks.com/us_en/)

- **This Old House**

<https://www.thisoldhouse.com/kitchens/21015310/the-don-t-get-burned-kitchen-remodeling-guide>



CENTERED BY DESIGN